

HTML - PHP - SQL

P. Véron

Dpt-Info - Université du Sud Toulon-Var

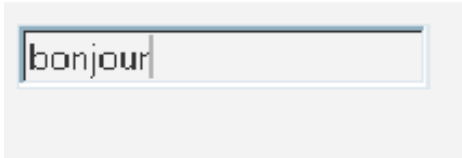
15 mars 2013

```
<HTML>  
<HEAD><TITLE> Titre </TITLE></HEAD>  
<BODY>  
.  
.  
.  
</BODY>  
</HTML>
```

```
<HTML>
<HEAD><TITLE> Titre </TITLE></HEAD>
<BODY>
<FORM METHOD=... ACTION=...>
.
.
.
<INPUT TYPE=SUBMIT VALUE=Validez>
</FORM>
</BODY>
</HTML>
```

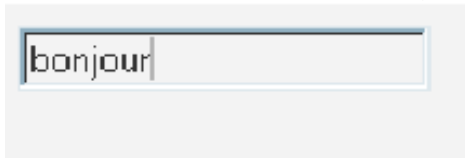
- Zone d'entrée de texte simple

```
<INPUT NAME="zone" VALUE="bonjour">
```

A screenshot of a simple text input field. The field is rectangular with a light gray background and a thin blue border. Inside the field, the word "bonjour" is written in a black, monospaced font. A vertical cursor is positioned at the end of the word, indicating it is ready for editing.

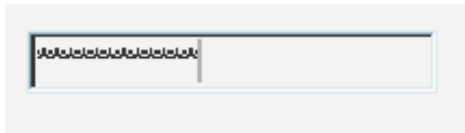
- Zone d'entrée de texte simple

```
<INPUT NAME="zone" VALUE="bonjour">
```

A screenshot of a simple text input field. The field is rectangular with a light gray background and a thin blue border. Inside the field, the word "bonjour" is written in a black, monospaced font. A vertical cursor is positioned at the end of the text.

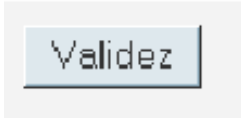
- Zone de mot de passe

```
<INPUT TYPE="password" NAME="passe">
```

A screenshot of a password input field. The field is rectangular with a light gray background and a thin blue border. Inside the field, there are 12 asterisks (*) in a black, monospaced font, representing a masked password. A vertical cursor is positioned at the end of the asterisks.

- Bouton de soumission

```
<INPUT TYPE="submit" VALUE="Validez">
```



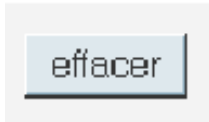
- Bouton de soumission

```
<INPUT TYPE="submit" VALUE="Validez">
```



- Remise à zéro

```
<INPUT TYPE="reset" VALUE="effacer">
```



Choix multiple

```
<INPUT TYPE="CHECKBOX" NAME="choix" VALUE="anchois"> Pizza  
aux anchois <BR>
```

```
<INPUT TYPE="CHECKBOX" NAME="choix" VALUE="fromage"> Pizza  
au fromage <BR>
```

```
<INPUT TYPE="CHECKBOX" NAME="choix" VALUE="jambon"> Pizza  
au jambon <BR>
```

- Pizza aux anchois
- Pizza au fromage
- Pizza au jambon

Choix exclusif

```
<INPUT TYPE="RADIO" NAME="choix" VALUE="anchois"> Pizza  
aux anchois <BR>
```

```
<INPUT TYPE="RADIO" NAME="choix" VALUE="fromage"> Pizza au  
fromage <BR>
```

```
<INPUT TYPE="RADIO" NAME="choix" VALUE="jambon"> Pizza au  
jambon <BR>
```

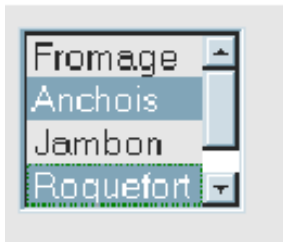
- Pizza aux anchois
- Pizza au fromage
- Pizza au jambon

Listes déroulantes

```
<SELECT NAME="Pays">  
  <OPTION> France  
  <OPTION SELECTED> Italie  
  <OPTION> Espagne  
</SELECT>
```

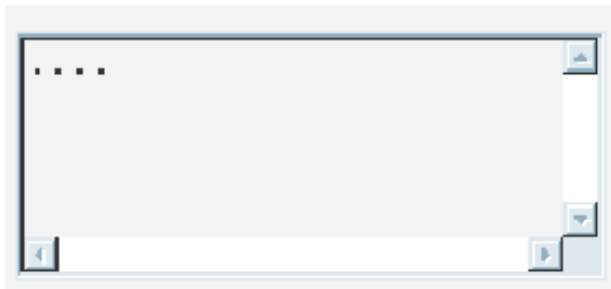


```
<SELECT NAME="Pizza" SIZE=4 MULTIPLE>  
  <OPTION> Fromage  
  <OPTION> Anchois  
  <OPTION> Jambon  
  <OPTION> Roquefort  
  <OPTION> Figatelli  
</SELECT>
```



Zone large de texte

```
<TEXTAREA NAME="commentaire" ROWS=4 COLS=25>  
...</TEXTAREA>
```



Exemple

```
<CENTER>
<FORM METHOD=... ACTION=...>
  <PRE>
    Votre Nom      : <INPUT NAME="nom"> <BR>
    Votre Pr&eacute;nom : <INPUT NAME="prenom"> <BR>
    Ville          : <INPUT NAME="ville"> <BR>
  </PRE>
  <INPUT TYPE="SUBMIT" VALUE="Valider">
  <INPUT TYPE="RESET" VALUE="Effacer">
</FORM>
</CENTER>
```

Net search	People	Software
------------	--------	----------

Votre Nom :

Votre Prénom :

Ville :

La balise SCRIPT

```
<SCRIPT language="php">
```

```
...
```

```
code PHP
```

```
...
```

```
</SCRIPT>
```

La balise SCRIPT

```
<SCRIPT language="php">
```

```
...
```

```
code PHP
```

```
...
```

```
</SCRIPT>
```

ou

```
<?php
```

```
...
```

```
code PHP
```

```
...
```

```
?>
```


Un premier script

```
<HTML>
<HEAD><TITLE> Exemple </TITLE></HEAD>
<BODY>
<SCRIPT language="php">
print "<B> Bonjour le monde </B>";
</SCRIPT>
</BODY>
</HTML>
```

```
<HTML>  
<HEAD><TITLE> Exemple </TITLE></HEAD>  
<BODY>  
  <B> Bonjour le monde </B>;  
</BODY>  
</HTML>
```

```
<HTML>
<HEAD><TITLE> Exemple </TITLE></HEAD>
<BODY>
<?php
$texte = "Bonjour le monde";
$a = 3;
print "un texte: $texte\n";
print "un chiffre: $a";
?>
</BODY>
</HTML>
```

```
<HTML>  
<HEAD><TITLE> Exemple </TITLE></HEAD>  
<BODY>  
  un texte: Bonjour le monde  
  un chiffre: 3  
</BODY>  
</HTML>
```

Déclaration de fonctions

Syntaxe :

```
function nom_fonction(liste de paramètres)  
{  
    instructions ;  
}
```

```
<HTML>
```

```
<HEAD><TITLE> Exemple </TITLE></HEAD>
```

```
<BODY>
```

```
<?php
```

```
function somme($a, $b)
```

```
{
```

```
    print $a+$b;
```

```
}
```

```
$toto = 5;
```

```
$tata = 8;
```

```
somme($toto, $tata);
```

```
?>
```

```
<HTML>
<HEAD><TITLE> Exemple </TITLE></HEAD>
<BODY>
<SCRIPT language="php">
function test()
{
    print $a;
}
$a = 5;
test();
</SCRIPT>
</BODY>
</HTML>
```

Le mot clé global

```
<HTML>
<HEAD><TITLE> Exemple </TITLE></HEAD>
<BODY>
<SCRIPT language="php">
function test()
{
    global $a;
    print $a;
}
$a = 5;
test();
</SCRIPT>
</BODY>
</HTML>
```

Interaction avec les formulaires HTML

```
<HTML>
<HEAD><TITLE> Exemple </TITLE></HEAD>
<BODY>
  <FORM METHOD=POST ACTION=exemple.php>
    Nom: <INPUT NAME=nom><BR>
    Pr&eacute;nom: <INPUT NAME=prenom><BR>
    <INPUT TYPE=SUBMIT VALUE=Validez>
  </FORM>
</BODY>
</HTML>
```


Interaction avec les formulaires HTML

```
<HTML>
<HEAD><TITLE> Exemple </TITLE></HEAD>
<BODY>
  <FORM METHOD=POST ACTION=exemple.php>
    Nom: <INPUT NAME=nom><BR>
    Prénom: <INPUT NAME=prenom><BR>
    <INPUT TYPE=SUBMIT VALUE=Validez>
  </FORM>
</BODY>
</HTML>
```

Nom:

Prénom:

Interaction avec les formulaires HTML

```
<HTML>
<HEAD><TITLE> Affiche </TITLE></HEAD>
<BODY>
<?php
    print "Votre nom: <B>".$_POST['nom']."</B><BR>";
    print "Votre pr&eacute;nom: <I>".$_POST['prenom']."</I>";
?>
</BODY>
</HTML>
```

Le type HIDDEN

```
<HTML>
<HEAD><TITLE> Affiche </TITLE></HEAD>
<BODY>
<?php
function formulaire()
{
    print "<FORM METHOD=POST ACTION=exemple.php>\n";
    print "Nom: <INPUT NAME=nom><BR>\n";
    print "Pr&eacut;nom: <INPUT NAME=prenom><BR>\n";
    print "<INPUT TYPE=SUBMIT VALUE=Validez>\n";
    print "</FORM>";
}
```

Le type HIDDEN

```
<HTML>
<HEAD><TITLE> Affiche </TITLE></HEAD>
<BODY>
<?php
function formulaire()
{
    print "<FORM METHOD=POST ACTION=exemple.php>\n";
    print "Nom: <INPUT NAME=nom><BR>\n";
    print "Pr&eacute;nom: <INPUT NAME=prenom><BR>\n";
    print "<INPUT TYPE=SUBMIT VALUE=Validez>\n";
    print "</FORM>";
}

function affiche($n, $p)
{
    print "Votre nom: <B>$n</B><BR>";
    print "Votre pr&eacute;nom: <I>$p</I>";
}
```

Le type HIDDEN

```
switch($etat)
{
  case "":
    $etat = "validation";
    formulaire();
    break;
  case "validation":
    affiche($_POST['nom'], $_POST['prenom']);
    break;
}
}
?>
</BODY>
</HTML>
```

Le type HIDDEN

```
<HTML>
<HEAD><TITLE> Affiche </TITLE></HEAD>
<BODY>
<?php
function affiche($n, $p)
{
    print "Votre nom: <B>$n</B><BR>";
    print "Votre pr&eacute;nom: <I>$p</I>";
}
function formulaire()
{
    print "<FORM METHOD=POST ACTION=exemple.php>";
    print "Nom: <INPUT NAME=nom><BR>";
    print "Pr&eacute;nom: <INPUT NAME=prenom><BR>";
    print "<INPUT TYPE=HIDDEN NAME=etat VALUE=validation>";
    print "<INPUT TYPE=SUBMIT VALUE=Validez>";
    print "</FORM>";
}
```

```
switch($_POST['etat'])
{
    case "":
        formulaire();
        break;
    case "validation":
        affiche($_POST['nom'], $_POST['prenom']);
        break;
}
</SCRIPT>
</BODY>
</HTML>
```

```
<?php
function formulaire()
{
    setcookie("etat","validation");
    print "<HTML><HEAD><TITLE> Affichage </TITLE></HEAD>\n";
    print "<BODY>\n";
    print "<FORM METHOD=POST ACTION=exemple.php>\n";
    print "Nom: <INPUT NAME=nom>\n";
    print "Pr&eacute;nom: <INPUT NAME=prenom>\n";
    print "<INPUT TYPE=SUBMIT VALUE=Validez>\n";
    print "</FORM>";
    print "</BODY></HTML>\n";
}
```



```
function affiche($n, $p)
{
    setcookie("etat", "", time() - 3600);
    print "<HTML><HEAD><TITLE> Affichage </TITLE></HEAD>\n";
    print "<BODY>\n";
    print "Votre nom: <B>$n</B><BR>";
    print "Votre pr&eacut;nom: <I>$p</I>";
    print "</BODY></HTML>\n";
}
if (isset($_COOKIE['etat']))
    affiche($_POST['nom'], $_POST['prenom']);
else
    formulaire();
?>
```

```
function formulaire()  
{  
    $_SESSION['etat']='validation';  
    print "<HTML><HEAD><TITLE> Affichage </TITLE></HEAD>\n";  
    print "<BODY>\n";  
    print "<FORM METHOD=POST ACTION=exemple.php>\n";  
    print "Nom: <INPUT NAME=nom>\n";  
    print "Pr&eacute;nom: <INPUT NAME=prenom>\n";  
    print "<INPUT TYPE=SUBMIT VALUE=Validez>\n";  
    print "</FORM>";  
    print "</BODY></HTML>\n";  
}  
session_start();  
if (isset($_SESSION['etat']))  
    affiche($_POST['nom'], $_POST['prenom']);  
else  
    formulaire();  
?>
```

```
<?php
function affiche($n, $p)
{
    session_destroy();
    print "<HTML><HEAD><TITLE> Affichage </TITLE></HEAD>\n";
    print "<BODY>\n";
    print "Votre nom: <B>$n</B><BR>";
    print "Votre pr&eacute;nom: <I>$p</I>";
    print "</BODY></HTML>\n";
}
```

```
<HTML>
<HEAD><TITLE> Exemple </TITLE></HEAD>
<BODY>
  <FORM METHOD=POST ACTION=...>
    Composez votre pizza:
    <INPUT TYPE=CHECKBOX NAME=pizza> Roquefort <BR>
    <INPUT TYPE=CHECKBOX NAME=pizza> Champignons <BR>
    <INPUT TYPE=CHECKBOX NAME=pizza> Jambon <BR>
    <INPUT TYPE=CHECKBOX NAME=pizza> Anchois <BR>
    <INPUT TYPE=CHECKBOX NAME=pizza> Olives <BR>
    <INPUT TYPE=SUBMIT VALUE=Validez>
  </FORM>
</BODY>
</HTML>
```

Composez votre pizza:

- Roquefort
- Champignons
- Jambon
- Anchois
- Olives

Validez

```
<FORM METHOD=POST ACTION=...>
```

Composez votre pizza:

```
<INPUT TYPE=CHECKBOX NAME=pizza[] > Roquefort <BR>
```

```
<INPUT TYPE=CHECKBOX NAME=pizza[] > Champignons <BR>
```

```
<INPUT TYPE=CHECKBOX NAME=pizza[] > Jambon <BR>
```

```
<INPUT TYPE=CHECKBOX NAME=pizza[] > Anchois <BR>
```

```
<INPUT TYPE=CHECKBOX NAME=pizza[] > Olives <BR>
```

```
<INPUT TYPE=SUBMIT ACTION=Validez>
```

```
</FORM>
```

Composez votre pizza:

- Roquefort
- Champignons
- Jambon
- Anchois
- Olives

Validez

`$_POST['pizza'][0]` contiendra "Roquefort" et
`$_POST['pizza'][1]` contiendra "Champignons".
`Count($_POST['pizza'])` : taille du tableau

Composez votre pizza:

- Roquefort
- Champignons
- Jambon
- Anchois
- Olives

Validez

`$_POST['pizza'][0]` contiendra "Roquefort" et
`$_POST['pizza'][1]` contiendra "Champignons".
`Count($_POST['pizza'])` : taille du tableau

```
for ($i=0; $i < Count($_POST['pizza']); $i++){  
    print $_POST['pizza'][$i]."<BR>";}
```


Interaction avec PostgreSQL

```
<?php  
    $db=pg_connect("user=XXXX host=XXXX dbname=XXXX");
```

Interaction avec PostgreSQL

```
<?php
    $db=pg_connect("user=XXXX host=XXXX dbname=XXXX");
    $result=pg_exec($db, "select * from nom_table");
```

Interaction avec PostgreSQL

```
<?php
    $db=pg_connect("user=XXXX host=XXXX dbname=XXXX");
    $result=pg_exec($db, "select * from nom_table");
    $nbchamps=pg_numfields($result);
```

Interaction avec PostgreSQL

```
<?php
    $db=pg_connect("user=XXXX host=XXXX dbname=XXXX");
    $result=pg_exec($db, "select * from nom_table");
    $nbchamps=pg_numfields($result);
    print '<TABLE BORDER=1>\n';
    print '<TR>';
```

Interaction avec PostgreSQL

```
<?php
    $db=pg_connect("user=XXXX host=XXXX dbname=XXXX");
    $result=pg_exec($db, "select * from nom_table");
    $nbchamps=pg_numfields($result);
    print '<TABLE BORDER=1>\n';
    print '<TR>';
    for($j=0;$j<$nbchamps;$j++)
        print "<TH>".pg_fieldname($result, $j);
```

Interaction avec PostgreSQL

```
<?php
$db=pg_connect("user=XXXX host=XXXX dbname=XXXX");
$result=pg_exec($db, "select * from nom_table");
$nbchamps=pg_numfields($result);
print '<TABLE BORDER=1>\n';
print '<TR>';
for($j=0;$j<$nbchamps;$j++)
    print "<TH>".pg_fieldname($result, $j);
$nb lignes=pg_numrows($result);
```

Interaction avec PostgreSQL

```
<?php
$db=pg_connect("user=XXXX host=XXXX dbname=XXXX");
$result=pg_exec($db, "select * from nom_table");
$nbchamps=pg_numfields($result);
print '<TABLE BORDER=1>\n';
print '<TR>';
for($j=0;$j<$nbchamps;$j++)
    print "<TH>".pg_fieldname($result, $j);
$nb lignes=pg_numrows($result);
for($i=0; $i<$nb lignes; $i++)
    {
        print '\n<TR>';
```

Interaction avec PostgreSQL

```
<?php
$db=pg_connect("user=XXXX host=XXXX dbname=XXXX");
$result=pg_exec($db, "select * from nom_table");
$nbchamps=pg_numfields($result);
print '<TABLE BORDER=1>\n';
print '<TR>';
for($j=0;$j<$nbchamps;$j++)
    print "<TH>".pg_fieldname($result, $j);
$nb lignes=pg_numrows($result);
for($i=0; $i<$nb lignes; $i++)
    {
        print '\n<TR>';
        $row=pg_fetch_row($result,$i);
```


Interaction avec PostgreSQL

```
<?php
$db=pg_connect("user=XXXX host=XXXX dbname=XXXX");
$result=pg_exec($db, "select * from nom_table");
$nbchamps=pg_numfields($result);
print '<TABLE BORDER=1>\n';
print '<TR>';
for($j=0;$j<$nbchamps;$j++)
    print "<TH>".pg_fieldname($result, $j);
$nb lignes=pg_numrows($result);
for($i=0; $i<$nb lignes; $i++)
    {
        print '\n<TR>';
        $row=pg_fetch_row($result,$i);
        for ($j = 0; $j < $nbchamps; $j++)
            print "<TD> $row[$j]";
```

Interaction avec PostgreSQL

```
<?php
$db=pg_connect("user=XXXX host=XXXX dbname=XXXX");
$result=pg_exec($db, "select * from nom_table");
$nbchamps=pg_numfields($result);
print '<TABLE BORDER=1>\n';
print '<TR>';
for($j=0;$j<$nbchamps;$j++)
    print "<TH>".pg_fieldname($result, $j);
$nb lignes=pg_numrows($result);
for($i=0; $i<$nb lignes; $i++)
    {
        print '\n<TR>';
        $row=pg_fetch_row($result,$i);
        for ($j = 0; $j < $nbchamps; $j++)
            print "<TD> $row[$j]";
    }
print '</TABLE>\n';
```

Interaction avec PostgreSQL

```
<?php
    $db=pg_connect("user=XXXX host=XXXX dbname=XXXX");
    $result=pg_exec($db, "select * from nom_table");
    $nbchamps=pg_numfields($result);
    print '<TABLE BORDER=1>\n';
    print '<TR>';
    for($j=0;$j<$nbchamps;$j++)
        print "<TH>".pg_fieldname($result, $j);
    $nblignes=pg_numrows($result);
    for($i=0; $i<$nblignes; $i++)
        {
            print '\n<TR>';
            $row=pg_fetch_row($result,$i);
            for ($j = 0; $j < $nbchamps; $j++)
                print "<TD> $row[$j]";
        }
    print '</TABLE>\n';
    pg_freeresult($result);
    pg_close($db);
```